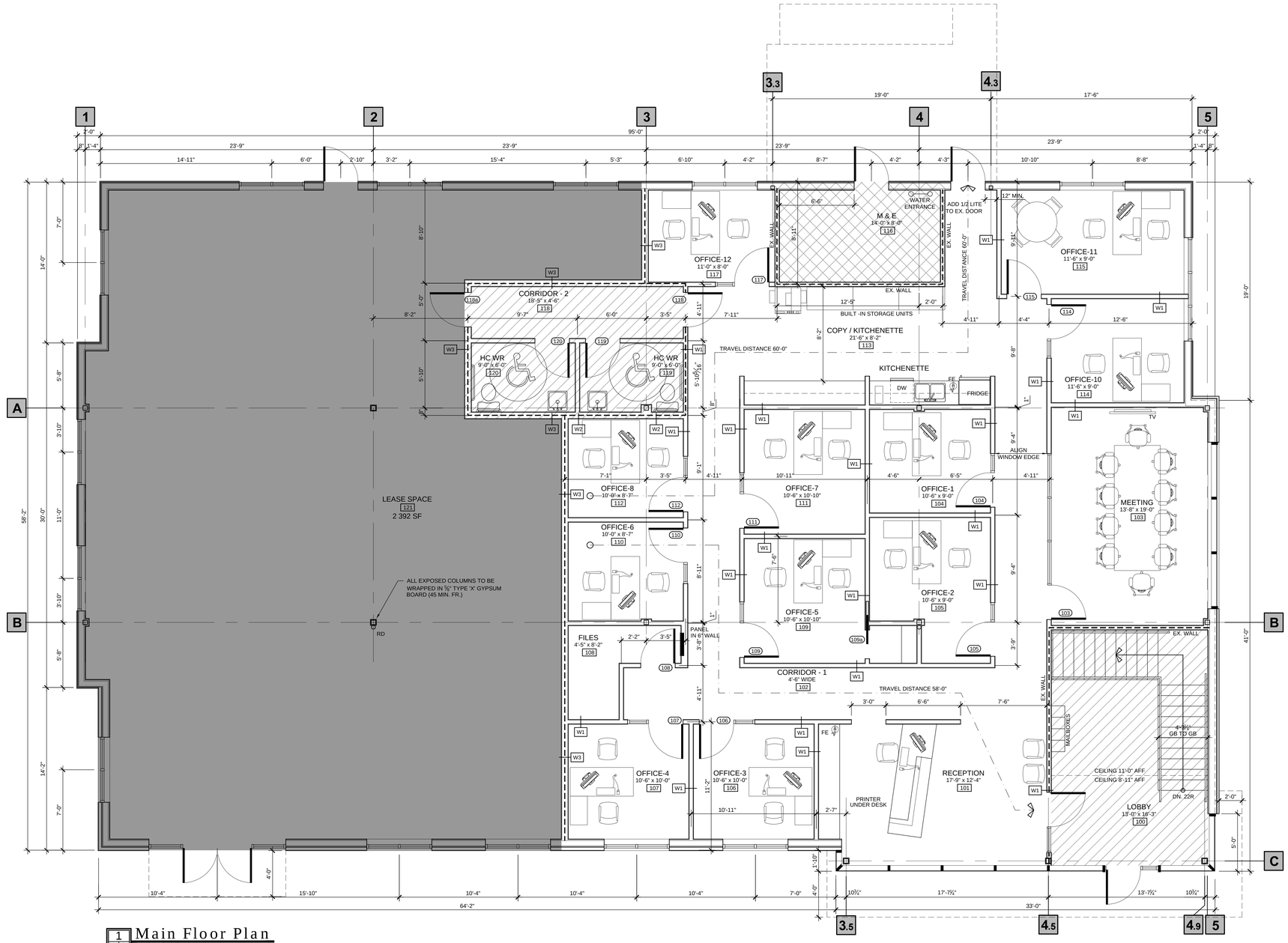

1 A1 A1 Main Floor Plan
SCALE: ¼" = 1'-0"

WALL LEGEND

WALL TYPE	WALL VIEW	INTERIOR WALL CONSTRUCTION	WALL RATING
W1		½" GYPSUM BOARD 3⅝" 20 Ga. ST. STUDS R-12 SOUND BATT ½" GYPSUM BOARD (⅝" TYPE 'X' GYPSUM BOARD BOTH SIDES WHEN RATED) UL U419 OR ULC W453 STC = 52	1 HOUR
W2		2 LAYERS ⅝" TYPE 'X' GYPSUM BOARD (WASHROOM SIDE) 6" 20 Ga. ST. STUDS R-20 SOUND BATT RESILIENT SOUND BARS (OFFICE SIDE) ⅝" TYPE 'X' GYPSUM BOARD	1 HOUR
W3		⅝" TYPE 'X' GYPSUM BOARD (LEASE SPACE SIDE) 6" 20 Ga. ST. STUDS R-20 SOUND BATT RESILIENT SOUND BARS (OFFICE SIDE) ⅝" TYPE 'X' GYPSUM BOARD	1 HOUR

NON-RATED WALLS TO HAVE G.B. TO 6" ABOVE FINISHED CEILING. RATED WALLS TO HAVE G.B.X. FULL HT.

AREA SUMMARY:

MAIN FLOOR PLAN = 5 740 SF

- INDICATES NEW TENANT SPACE (2 749 SF)
- INDICATES SHARED TENANT SPACE (WASHROOMS - 232 SF) (LOBBY -280 SF)
- INDICATES M & E SPACE (135 SF)
- INDICATES REMAINING SPACE (2 353 SF + HALF OF SHARED SPACE 250 SF = 2 603 SF TOTAL)

NEW TENANT SPACE	= 2 785 SF
HALF OF SHARED TENANT SPACE	= 250 SF
NEW TENANT RENTABLE SPACE	= 3 035 SF

LEGEND:
ALUM -ALUMINUM
M -METAL
MI -METAL INSULATED
PH -PRE-HUNG DOOR
PS -PRESSED STEEL
WF -WOOD FRAME

NO.	DOOR DATA: QUANTITY	HANDLING	WIDTH	HEIGHT	DOOR THICKNESS	DOOR TYPE	MATERIAL	FRAME: FRAME TYPE	MATERIAL	THROAT	FIRE RATING	REMARKS
103	1	RH	3'-0"	6'-8"	1-3/4"	D1	PH	F3	WF			
104	1	LH	3'-0"	6'-8"	1-3/4"	D1	PH	F1	WF			
105	1	LH	3'-0"	6'-8"	1-3/4"	D1	PH	F1	WF			
106	1	RH	3'-0"	6'-8"	1-3/4"	D1	PH	F1	WF			
107	1	LH	3'-0"	6'-8"	1-3/4"	D1	PH	F1	WF			
108	1	RH	3'-0"	6'-8"	1-3/4"	D1	PH	F2	PS			
109	1	RH	3'-0"	6'-8"	1-3/4"	D1	PH	F1	PS			
109a	1	POCKET	2'-6"	6'-8"	1-3/4"	D3	SCW	F1	WF			
110	1	RH	3'-0"	6'-8"	1-3/4"	D1	PH	F1	WF			
111	1	RH	3'-0"	6'-8"	1-3/4"	D1	PH	F1	WF			
112	1	LH	3'-0"	6'-8"	1-3/4"	D1	PH	F1	PS			
114	1	LH	3'-0"	6'-8"	1-3/4"	D1	PH	F1	WF			
115	1	LH	3'-0"	6'-8"	1-3/4"	D1	PH	F2	WF			
117	1	RH	3'-0"	6'-8"	1-3/4"	D1	PH	F1	WF			
118	1	RHR	3'-0"	7'-0"	1-3/4"	D2	M	F2	PS		45 MIN.	c/w CLOSURE AND PANIC HARDWARE
118a	1	RH	3'-0"	7'-0"	1-3/4"	D2	M	F2	PS		45 MIN.	c/w CLOSURE AND PANIC HARDWARE
119	1	RH	3'-0"	6'-8"	1-3/4"	D1	PH	F2	WF			
120	1	LH	3'-0"	6'-8"	1-3/4"	D1	PH	F2	WF			

Door Types

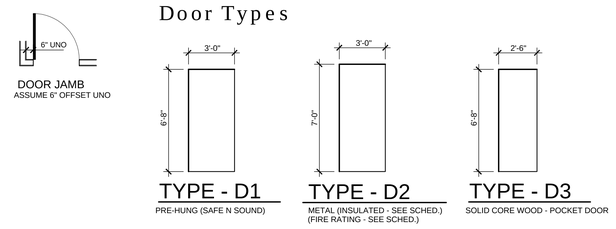

Frame Types

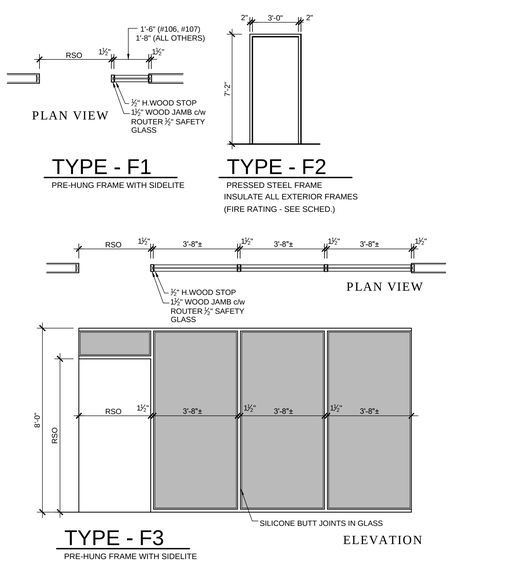

H.C. WASHROOM DETAILS

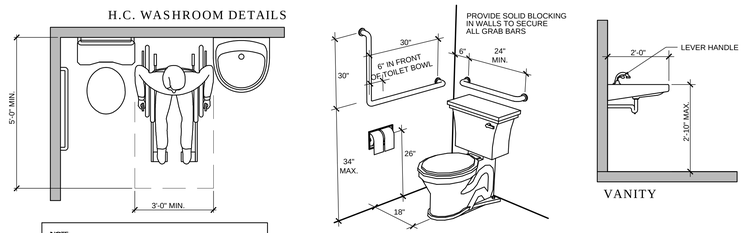

NOTE:
1. VANITY AND SINK ARE ACCEPTABLE BUT MUST MEET DIMENSIONAL REQUIREMENTS AS SET OUT ABOVE.
2. ALL ACCESSORIES TO BE SUPPLIED AND INSTALLED AS PER CSA B651-12.

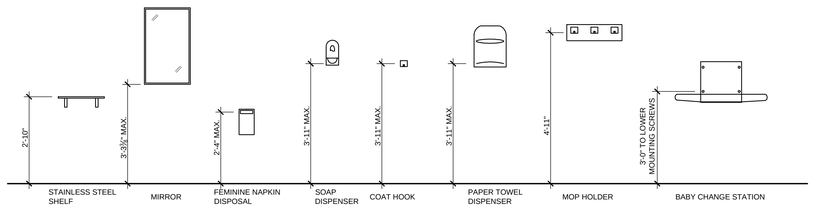

PROVIDE SOLID BLOCKING IN WALLS AS REQUIRED BY ACCESSORY MANUFACTURERS SPECIFICATIONS

WASHROOM ACCESSORY MOUNTING HEIGHTS

Inches: 0 1 2

GENERAL CONTRACTOR:
FITZGERALD AND SNOW
2010 LTD. "BUILDING IS OUR BUSINESS"
190 Greenwood Drive
P.O. Box 1325
Summerside, P.E.I.
C1N 4K2
(902) 436-9256
Fax (902) 436-7678
E-Mail: office@fitzgeraldandsnow.com

SableARC
sustainable architecture + design

STAMP

NO.	DATE	REVISION	BY
03	JULY 08-21	ISSUED FOR CONSTRUCTION	GSC
02	JUNE 10-21	REVISED AS PER REVIEW	GSC
01	MAY 10-21	REVISED AS PER REVIEW	GSC

DRAWN BY: G. CHAPPELL
CHECKED: -
DATE: JULY, 2021
SCALE: 1/4" = 1'-0"

CLIENT

PROJECT
New Office Fit-Up
Sherwood Road, Charlottetown

THE CONTENTS CONTAINED WITHIN THIS DRAWING ARE THE SOLE PROPERTY OF FITZGERALD AND SNOW LTD. AND ARE INTENDED FOR THEIR USE ONLY. UNAUTHORIZED USE OF ANY INFORMATION CONTAINED WITHIN IS PROHIBITED WITHOUT THEIR EXPRESSED WRITTEN CONSENT.

DRAWING NAME
Main Floor

PROJECT NO. - - -
REVISION REV. - 03

DRAWING NO.
A-1